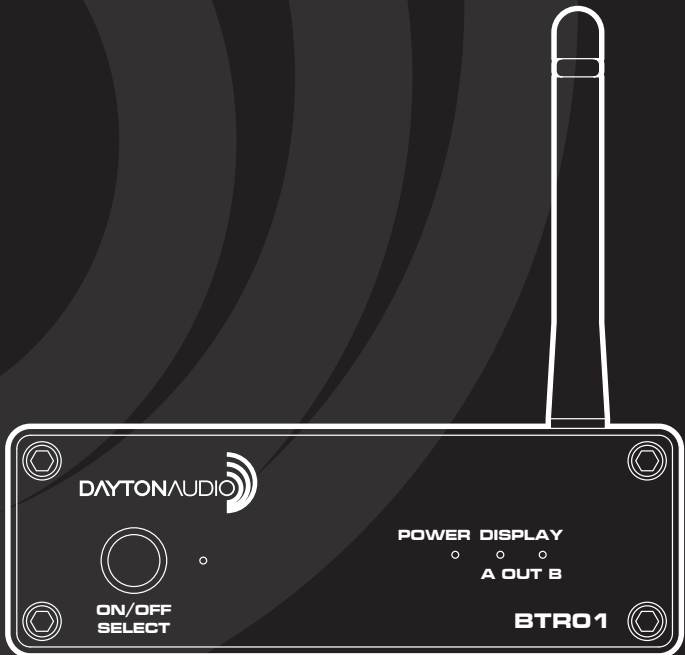




# BLUETOOTH AUDIO RECEIVER

Model: BTR01      User Manual



**Thank you** for purchasing the Dayton Audio® BTR01 bluetooth audio receiver. The BTR01 Bluetooth audio receiver supports CSR true digital signal outputs and HIFI lossless music playback. The BTR01 gives you great sounding audio with the convenience of wireless connectivity.

Coaxial and optical digital and universal RCA L/R Analog outputs makes this product a great choice for any audio setup.

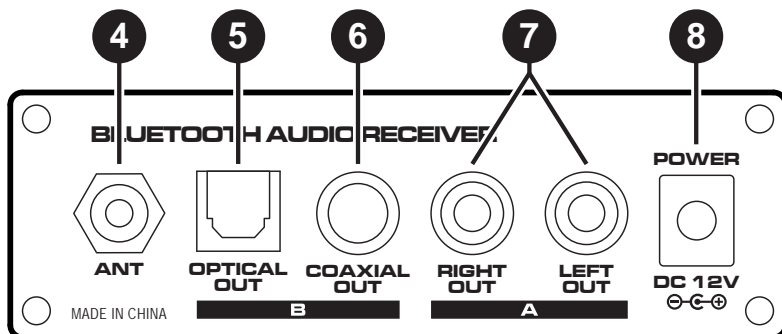
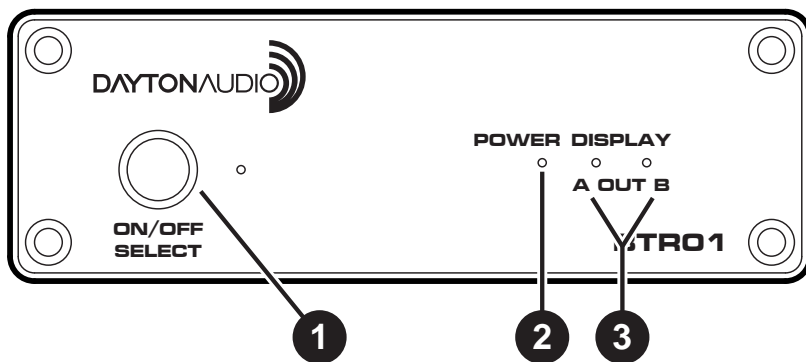
### Front Panel:

- Power:** Press and hold the on/off button to power on and power off the device.  
**Select:** Press the select button to change the output A (Analog) or B (Digital).
- Power indicator LED:** The light will blink slowly while in pairing mode, once pairing is complete light will remain illuminated.
- Output indicator LED:** A (Analog) / B (Digital)

### Rear Panel:

- Antenna Connector
- Optical Output
- Coaxial Output
- R/L RCA Output
- DC Power Connection

## Front Panel



## Rear Panel

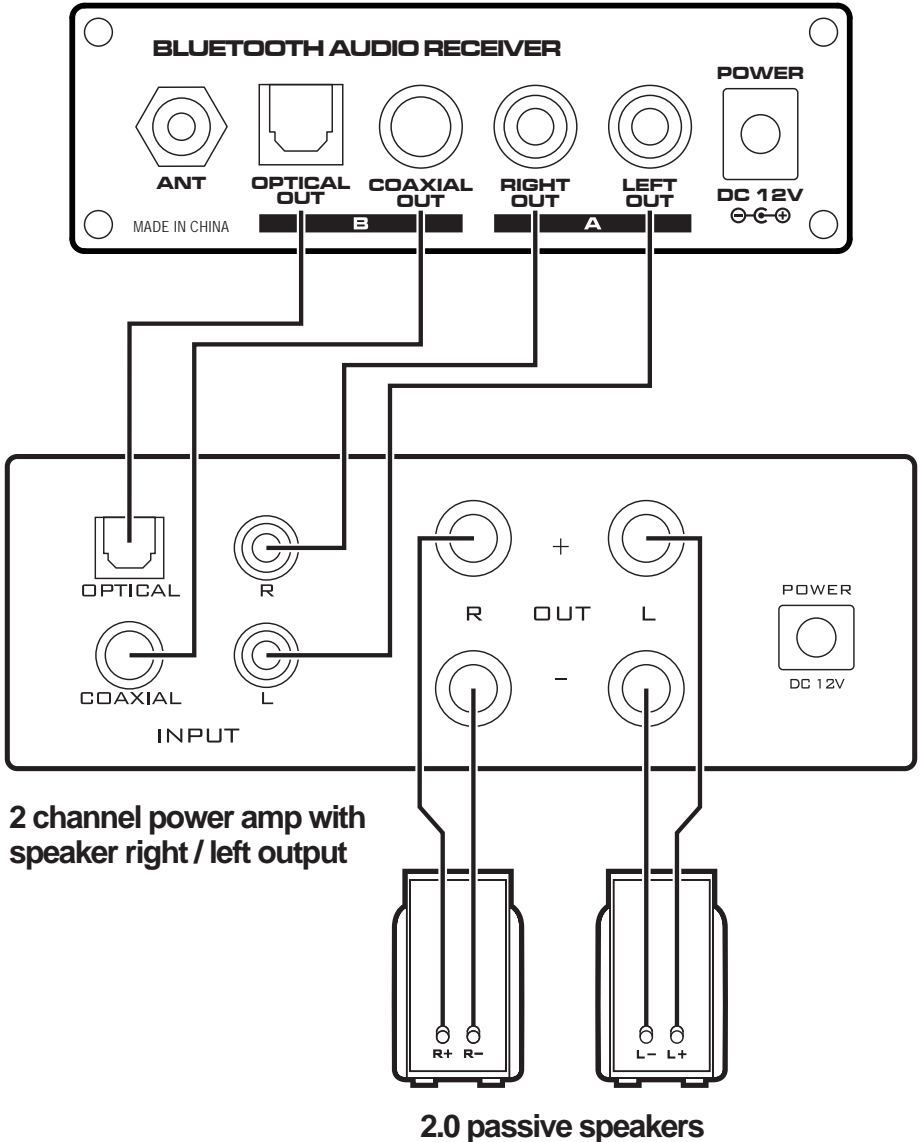
## Connection Instructions:

Connect the BTR01 to your amplifier according to the connection diagram below.

When connecting or disconnecting to the audio outputs of the BTR01 be sure that the power is turned off.

## Typical Connection

**BTR01**



## Specifications:

<b>Model:</b>	BTR01
<b>Material:</b>	Aluminum Alloy
<b>Input:</b>	Bluetooth
<b>Output:</b>	2.0 stereo analog signal, optical, coaxial
<b>Sampling rate:</b>	16bit-24bit / 44.1 K- 48kHz (Optical, Coaxial)
<b>Distortion rate:</b>	> 0.004%
<b>Frequency response:</b>	20hz-20kHz
<b>Resistance:</b>	600Q
<b>SNR:</b>	90dB
<b>DC power input:</b>	12V 1A
<b>Unit size:</b>	98 x 58 x 33 mm
<b>Color:</b>	Black
<b>Unit Weight:</b>	0.5kg

### Important Safety Instructions

To reduce the risk of electric shock, do not remove cover. No user serviceable parts inside. Refer servicing to qualified personnel. To reduce the risk of fire and shock do not expose unit to rain or moisture. The unit should be connected to an earth grounded AC electrical socket. The unit should be operated in a well ventilated area. Minimum clearance is 2 inches from the ventilation openings.



### 5-Year Limited Warranty

See [daytonaudio.com](http://daytonaudio.com) for details



**daytonaudio.com**  
tel + 937.743.8248  
info@daytonaudio.com

705 Pleasant Valley Dr.  
Springboro, OH 45066  
USA

